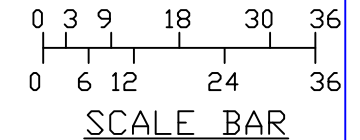
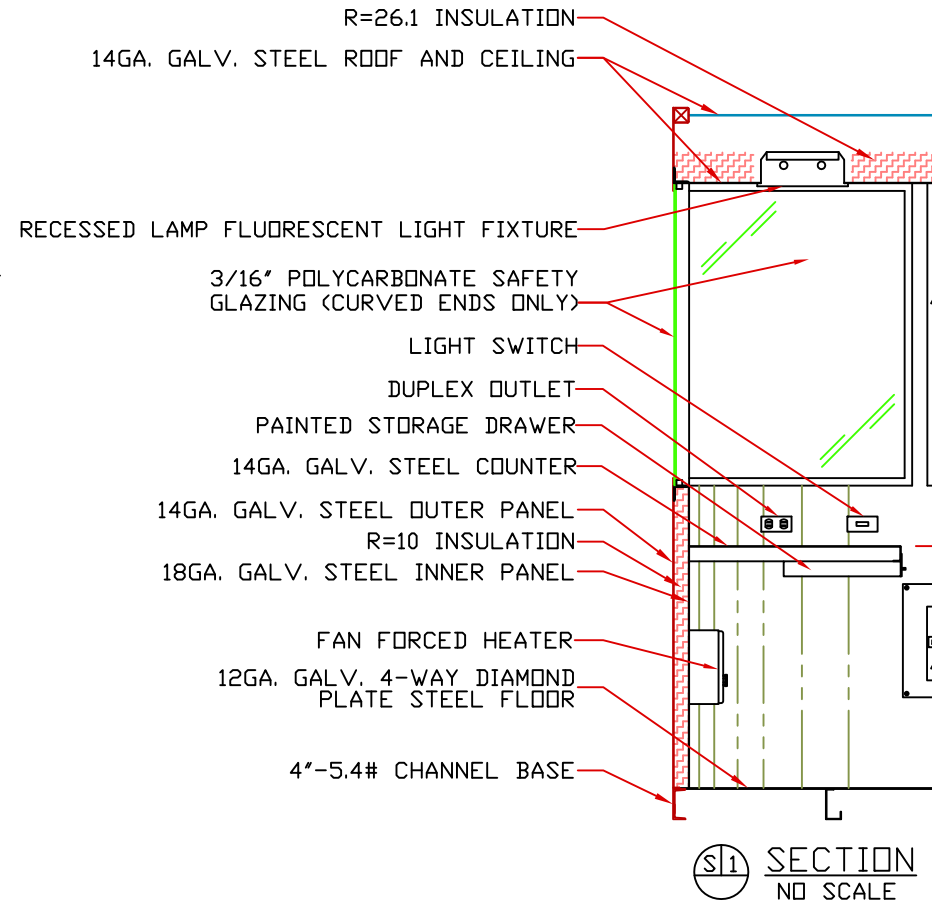


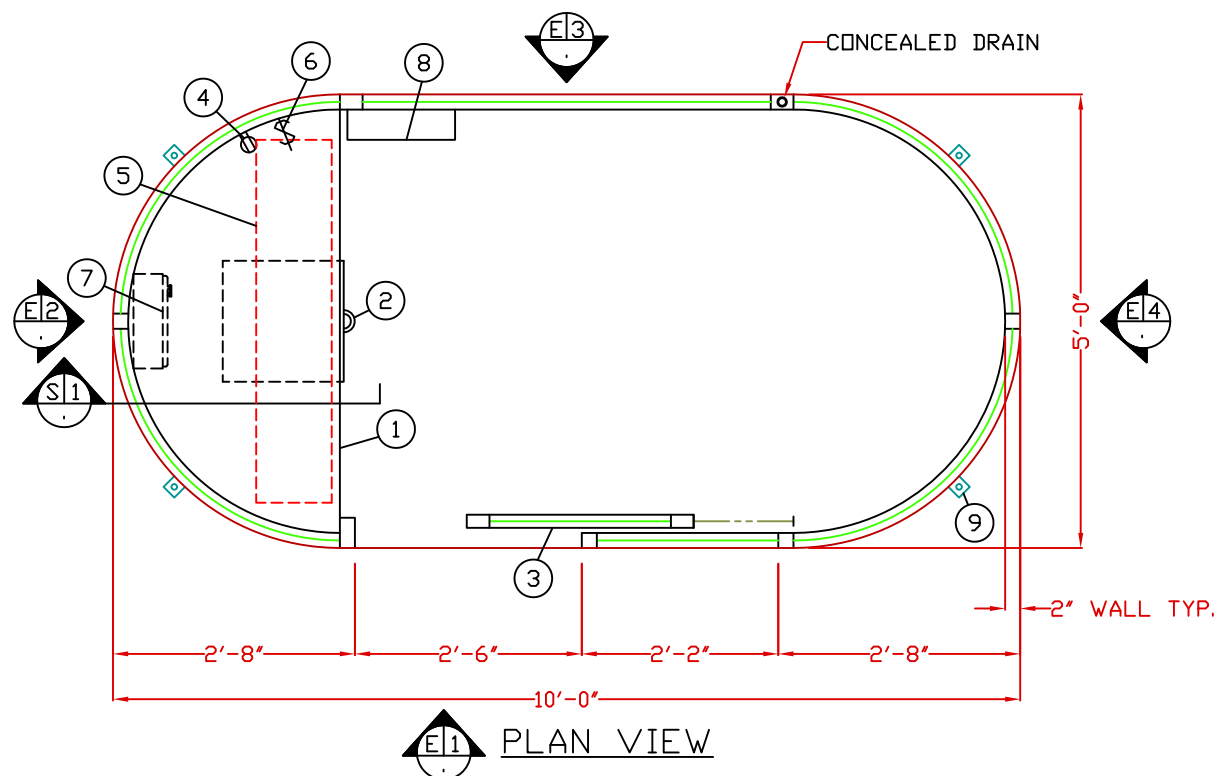
1. COUNTER- 28" DEEP PAINTED GALVANIZED STEEL MOUNTED 32" ABOVE FLOOR.
2. PAINTED STORAGE DRAWER BENEATH COUNTER.
3. DOOR- 30" WIDE, SLIDING WITH WEATHER-STRIPPING, BALL BEARING HANGERS, HEAVY DUTY TRACK, SAFETY GLAZING, LOCK, AND HARDWARE.
4. DUPLEX OUTLET MOUNTED ABOVE COUNTER.
5. RECESSED LAMP FLUORESCENT LIGHT FIXTURE WITH LENS.
6. SWITCH FOR INTERIOR LIGHT.
7. HEATER- WALL MOUNTED WITH INTEGRAL THERMOSTAT CONTROL.
8. C.B. PANEL- 12 SPACE, 120/240V, 1Ø-3 WIRE WITH GROUND. 100 AMP MAIN BREAKER INCLUDED.
9. 2" X 2" X 1/4"(MIN) STEEL ANCHOR CLIP WITH 3/4" ANCHOR BOLT HOLE, 4-REQ'D, WELDED TO BASE AT GRADE. ANCHOR BOOTH AFTER FINAL LOCATION. ANCHOR BOLTS NOT INCLUDED.

NOTE: PAR-KUT BOOTHS ARE OF SINGLE UNIT WELDED STEEL CONSTRUCTION, FACTORY ASSEMBLED AND DELIVERED SET UP. FAILURE TO SECURELY ANCHOR BOOTH MAY RESULT IN OVERTURNING OF UNIT AND SERIOUS INJURY TO OCCUPANT.

- A. GLAZING- 3/16" POLYCARBONATE SAFETY GLAZING SET IN PAINTED STEEL EXTERIOR WINDOW FRAMES WITH ANODIZED ALUMINUM INTERIOR GLAZING STOPS IN CURVED ENDS ONLY. 1/4" TEMPERED SAFETY GLAZING SET IN PAINTED STEEL EXTERIOR WINDOW FRAMES WITH ANODIZED ALUMINUM INTERIOR GLAZING STOPS IN FLAT SIDES ONLY.
- B. PAINT- A RUST INHIBITIVE PRIMER WITH AN INDUSTRIAL FINISH.
- C. ELECTRICAL- ALL WIRING BY PAR-KUT TO BE #12(MIN) STRANDED COPPER, THHN ENCLOSED IN 1/2"(MIN) E.M.T. PER NATIONAL ELECTRIC CODE. FITTINGS, FIXTURES, AND DEVICES ARE U.L. LABELED. ALL WIRING TO TERMINATE AT C.B. PANEL. ALL CIRCUITS HAVE GREEN GROUND WIRE.
- D. BOOTH WILL HAVE NO CANOPY OVERHANG ON ANY SIDE.
- E. LIFTING RING(S) ARE PROVIDED ON ROOF.
- F. NO ON SITE WORK BY PAR-KUT.



NOTE: ELEVATIONS 2:1



NOTE: THIS PRINT AND DESIGN ARE THE PROPERTY OF PAR-KUT INTERNATIONAL, INC. IT MUST NOT BE REPRODUCED IN ANY MANNER, NOR SHALL IT BE SUBMITTED TO OUTSIDE PARTIES FOR EXAMINATION WITHOUT OUR CONSENT. IT SHALL BE USED ONLY AS A MEANS OF REFERENCE TO WORK DESIGNED AND FURNISHED BY PAR-KUT. PAR-KUT RESERVES THE RIGHT TO MAKE CHANGES TO DESIGN FOR ENGINEERING PURPOSES WITHOUT NOTICE. REVISIONS MAY NOT BE NOTED.

PAR-KUT INTERNATIONAL, INC.
40961 Production Drive
Harrison Twp, Mich.
48045-1351
PH. (586) 468-2947
www.parkut.com

DWG# PK105CRV SHEET A-1

STANDARD 5' X 10' CURVUE BOOTH
MODEL 105CRV

GENERAL NOTES

PAINT COLOR:
(PLEASE SPECIFY COLOR)

PO#	DRAWN BY	REVISED
SCALE	DLT	1-15-2009
NTS	DATE	QTY
8-2-2002	SIZE	
5' X 10'		
CHR'D BY:	SALES REPRESENTATIVE	