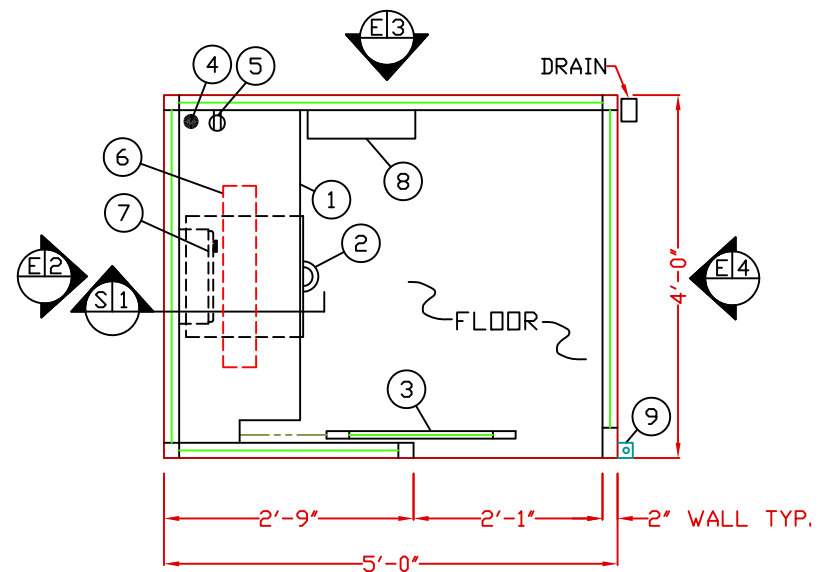


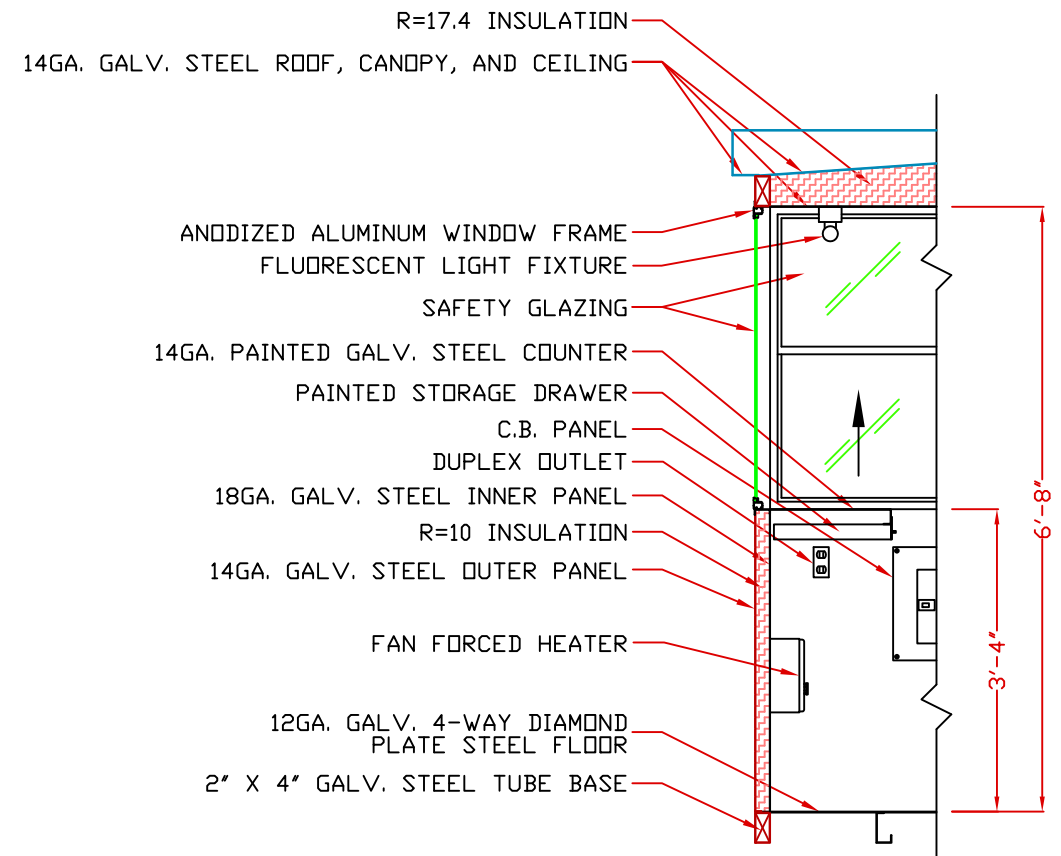
E1 ELEVATION

E4 ELEVATION

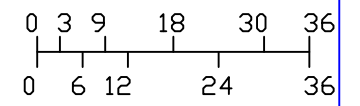
E3 ELEVATION



E1 PLAN VIEW



S1 SECTION  
NO SCALE



SCALE BAR  
NOTE: ELEVATIONS 2:1

1. COUNTER- 18" DEEP PAINTED GALVANIZED STEEL MOUNTED AT SILL.
2. PAINTED STORAGE DRAWER BENEATH COUNTER.
3. DOOR- 25" WIDE, SLIDING WITH WEATHER-STRIPPING, BALL BEARING HANGERS, HEAVY DUTY TRACK, PAINTED STEEL KICK PANEL, SAFETY GLAZING, LOCK, AND HARDWARE.
4. HOLE IN COUNTER FOR DROP CORDS.
5. DUPLEX OUTLET MOUNTED BELOW COUNTER.
6. FLUORESCENT LIGHT FIXTURE WITH SWITCH ATTACHED.
7. HEATER- WALL MOUNTED WITH INTEGRAL THERMOSTAT CONTROL.
8. C.B. PANEL- 12 SPACE, 120/240V, 1Ø-3 WIRE WITH GROUND, 100 AMP MAIN BREAKER INCLUDED.
9. ANCHOR CLIP- 2" X 2" X 1/4"(MIN) STEEL WITH 3/4" ANCHOR BOLT HOLE, 4-REQ'D, WELDED TO BASE AT GRADE. ANCHOR BOOTH AFTER FINAL LOCATION. ANCHOR BOLTS NOT INCLUDED.

NOTE: PAR-KUT BOOTHS ARE OF SINGLE UNIT WELDED STEEL CONSTRUCTION, FACTORY ASSEMBLED AND DELIVERED SET UP. FAILURE TO SECURELY ANCHOR BOOTH MAY RESULT IN OVERTURNING OF UNIT AND SERIOUS INJURY TO OCCUPANT.

- A. GLAZING- SAFETY GLAZING SET IN ANODIZED ALUMINUM WINDOW FRAMES. VENT WINDOWS WILL BE PROVIDED INSECT SCREENS.
- B. PAINT- A RUST INHIBITIVE PRIMER WITH AN INDUSTRIAL FINISH.
- C. ELECTRICAL- ALL WIRING BY PAR-KUT TO BE #12(MIN) STRANDED COPPER, THHN ENCLOSED IN 1/2"(MIN) E.M.T. PER NATIONAL ELECTRIC CODE. FITTINGS, FIXTURES, AND DEVICES ARE U.L. LABELED. ALL WIRING TO TERMINATE AT C.B. PANEL. ALL CIRCUITS HAVE GREEN GROUND WIRE.
- D. BOOTH WILL HAVE A 3" CANOPY OVERHANG ON ALL SIDES.
- E. LIFTING RING(S) ARE PROVIDED ON ROOF.
- F. NO ON SITE WORK BY PAR-KUT.

GENERAL NOTES  
PAINT COLOR:  
(PLEASE SPECIFY COLOR)

NOTE: THIS PRINT AND DESIGN ARE THE PROPERTY OF PAR-KUT INTERNATIONAL, INC. IT MUST NOT BE REPRODUCED IN ANY MANNER, NOR SHALL IT BE SUBMITTED TO OUTSIDE PARTIES FOR EXAMINATION WITHOUT OUR CONSENT. IT SHALL BE USED ONLY AS A MEANS OF REFERENCE TO WORK DESIGNED AND FURNISHED BY PAR-KUT. PAR-KUT RESERVES THE RIGHT TO MAKE CHANGES TO DESIGN FOR ENGINEERING PURPOSES WITHOUT NOTICE. REVISIONS MAY NOT BE NOTED.

PAR-KUT INTERNATIONAL, INC.  
40961 Production Drive  
Harrison Twp, Mich.  
48045-1351  
PH. (586) 468-2947  
www.parkut.com

DWG# PK54 SHEET A-1

STANDARD 4' X 5' BOOTH  
MODEL 54

PO#	DRAWN BY	REVISED
SCALE	DLT	1-14-2009
NTS	SIZE	QTY
DATE	4' X 5'	
8-2-2002		
CHR'D BY:	SALES REPRESENTATIVE	