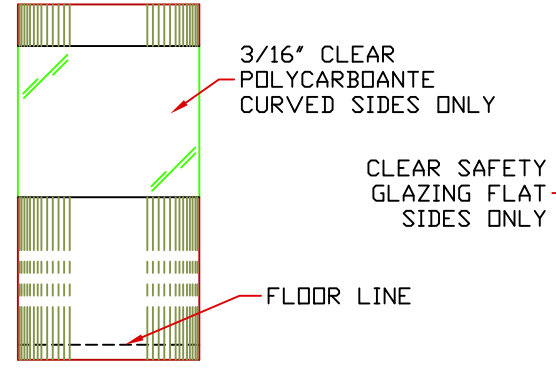
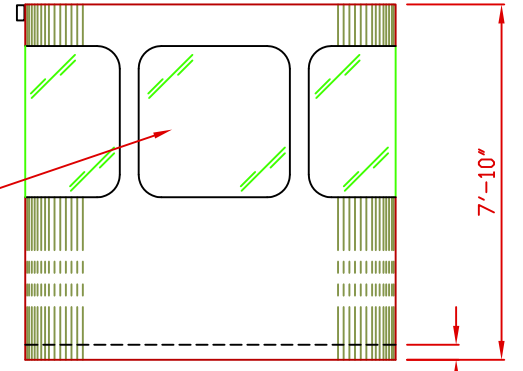


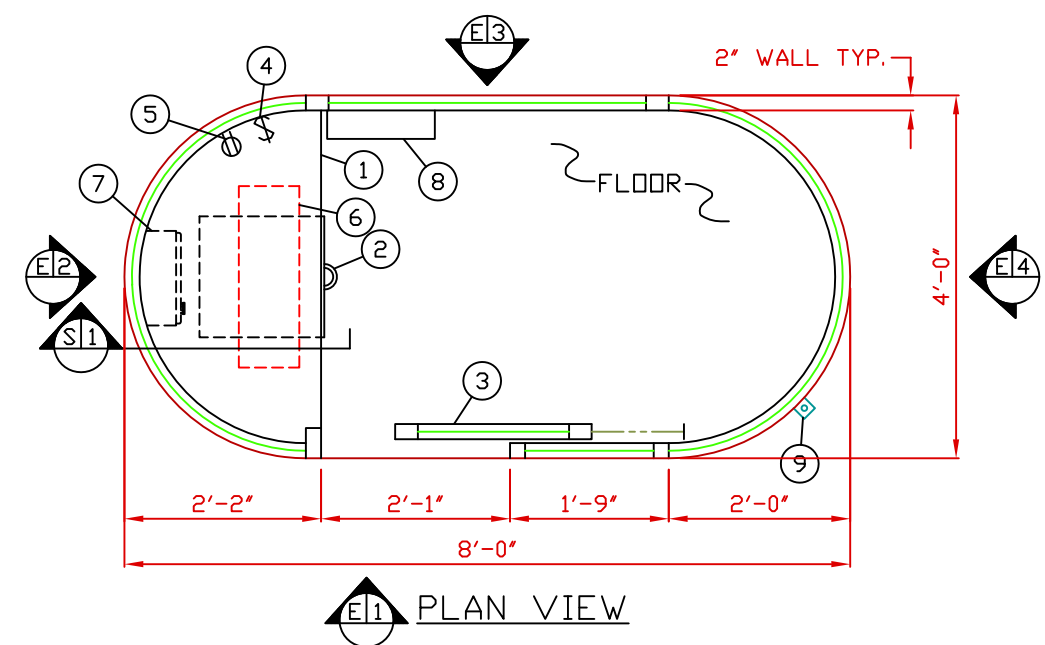
E1 ELEVATION



E2 ELEVATION



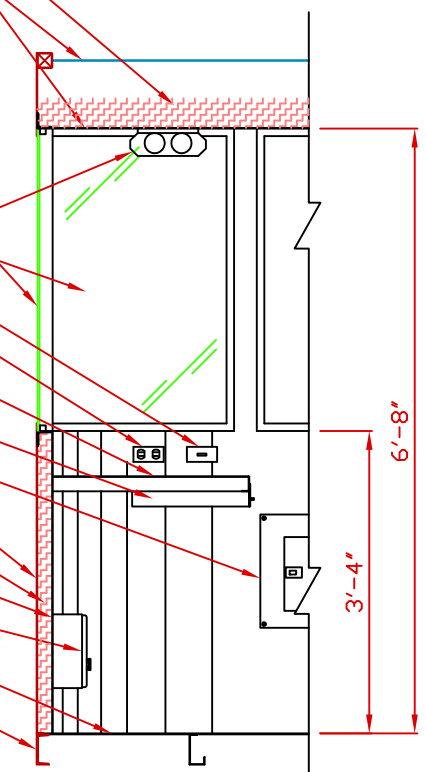
E3 ELEVATION



E1 PLAN VIEW

R=17.4 INSULATION
14GA. GALV. STEEL ROOF AND CEILING

2-32 WATT FLUORESCENT LIGHT FIXTURE
3/16" TINTED POLYCARBONATE SAFETY GLAZING IN CURVED ENDS ONLY
LIGHT SWITCH
DUPLEX OUTLET
14GA. GALV. PAINTED STEEL COUNTER
PAINTED STORAGE DRAWER
C.B. PANEL
14GA. GALV. STEEL OUTER PANEL
R=10 INSULATION
18GA. GALV. STEEL INNER PANEL
FAN FORCED HEATER
12GA. GALV. 4-WAY DIAMOND PLATE STEEL FLOOR
4"-5.4# CHANNEL BASE



S1 SECTION
NO SCALE

1. COUNTER- 26" DEEP PAINTED GALVANIZED STEEL.
2. PAINTED STORAGE DRAWER BENEATH COUNTER.
3. DOOR- 25" WIDE, SLIDING WITH WEATHER-STRIPPING, BALL BEARING HANGERS, SAFETY GLAZING, HEAVY DUTY TRACK, LOCK, & HARDWARE.
4. LIGHT SWITCH FOR INTERIOR LIGHT ITEM #6.
5. DUPLEX OUTLET- MOUNTED ABOVE COUNTER.
6. FLUORESCENT LIGHT FIXTURE.
7. FAN FORCED HEATER WITH INTEGRAL THERMOSTAT CONTROL.
8. CIRCUIT BREAKER PANEL, MAIN BREAKER IS INCLUDED.
9. ANCHOR CLIP- 2" X 2" X 1/4" MIN. STEEL WELDED TO BASE AT GRADE WITH 3/4" ANCHOR BOLT HOLE. 4-REQ'D. ANCHOR BOOTH AFTER FINAL LOCATION. ANCHOR BOLTS NOT INCLUDED.

NOTE: PAR-KUT BOOTHS ARE OF SINGLE UNIT WELDED GALVANIZED STEEL CONSTRUCTION, FACTORY ASSEMBLED AND DELIVERED SET UP. FAILURE TO SECURELY ANCHOR BOOTH MAY RESULT IN OVERTURNING OF UNIT AND SERIOUS INJURY TO OCCUPANT.

- A. SAFETY GLAZING TO BE SET IN STEEL WINDOW FRAMES.
- B. PAINT- A RUST INHIBITIVE PRIMER WITH AN INDUSTRIAL FINISH.
- C. ELECTRICAL- ALL WIRING BY PAR-KUT TO BE #12(MIN) STRANDED COPPER, THHN ENCLOSED IN 1/2"(MIN) E.M.T. PER NATIONAL ELECTRIC CODE. FITTINGS, FIXTURES & DEVICES ARE U.L. LABELED. ALL WIRING TO TERMINATE AT C.B. PANEL. ALL CIRCUITS HAVE GREEN GROUND WIRE.
- D. BOOTH WILL HAVE A 3" CANOPY OVERHANG ON ALL SIDES.
- E. LIFTING RING(S) ARE PROVIDED IN ROOF.
- F. NO ON SITE WORK BY PAR-KUT.

NOTE: THIS PRINT AND DESIGN ARE THE PROPERTY OF PAR-KUT INTERNATIONAL, INC. IT MUST NOT BE REPRODUCED IN ANY MANNER, NOR SHALL IT BE SUBMITTED TO OUTSIDE PARTIES FOR EXAMINATION WITHOUT OUR CONSENT. IT SHALL BE USED ONLY AS A MEANS OF REFERENCE TO WORK DESIGNED AND FURNISHED BY PAR-KUT. PAR-KUT RESERVES THE RIGHT TO MAKE CHANGES TO DESIGN FOR ENGINEERING PURPOSES WITHOUT NOTICE. REVISIONS MAY NOT BE NOTED.

PAR-KUT INTERNATIONAL, INC.
40961 Production Drive
Harrison Twp, Mich.
48045-1351
PH. (586) 468-2947
www.parkut.com




DWG# PK84CRV SHEET A-1

STANDARD 4' X 8'
CURVUE BOOTH
MODEL #84CRV

A/E NOTES
PAINT COLOR: _____

SCALE NTS	DRAWN BY DLT	REVISED 1-15-2009
DATE 8-2-2002	SIZE 4' X 8'	QTY
CHR'D BY:	SALES REPRESENTATIVE	