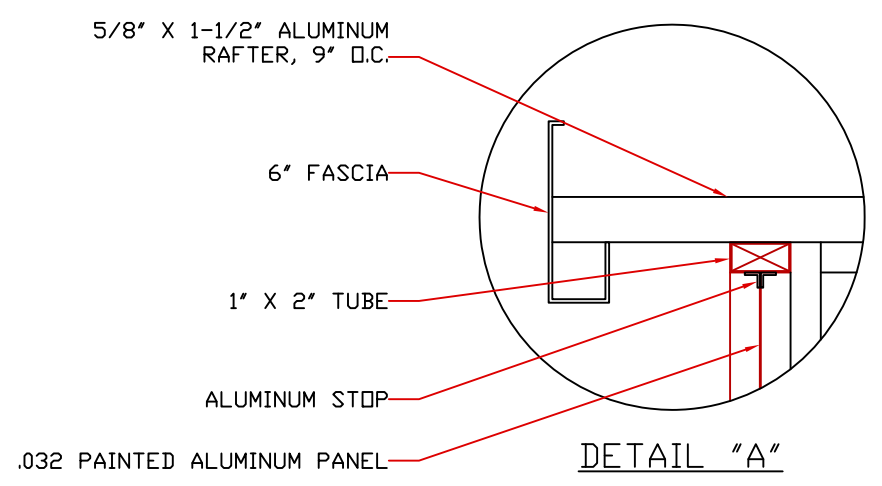
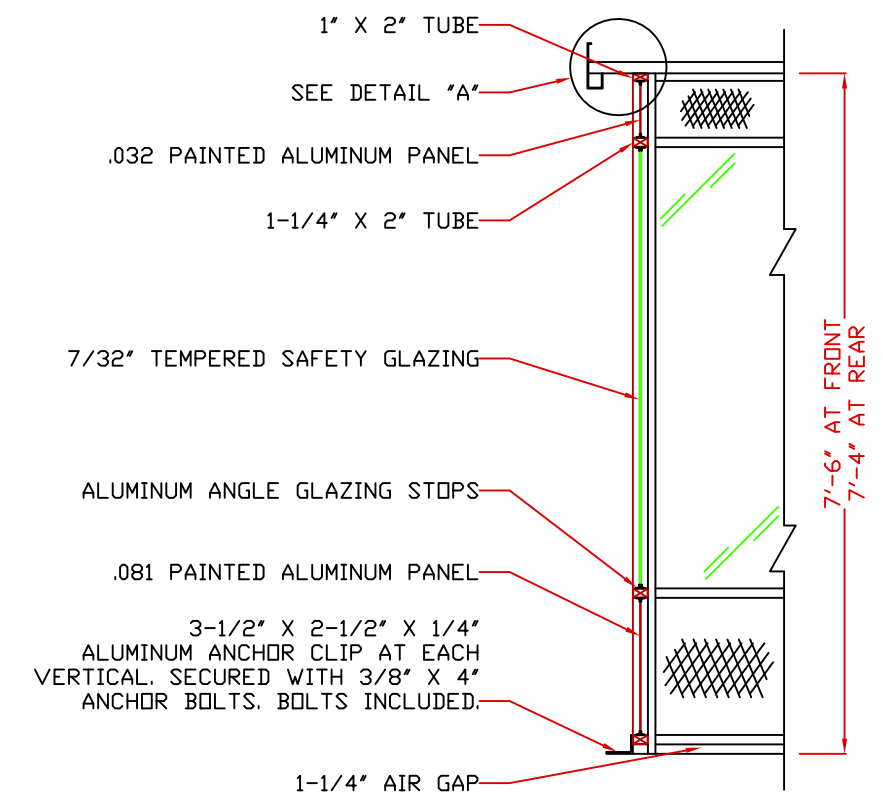


E1 ELEVATION

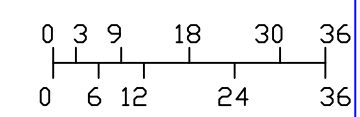
E4 ELEVATION



DETAIL "A"

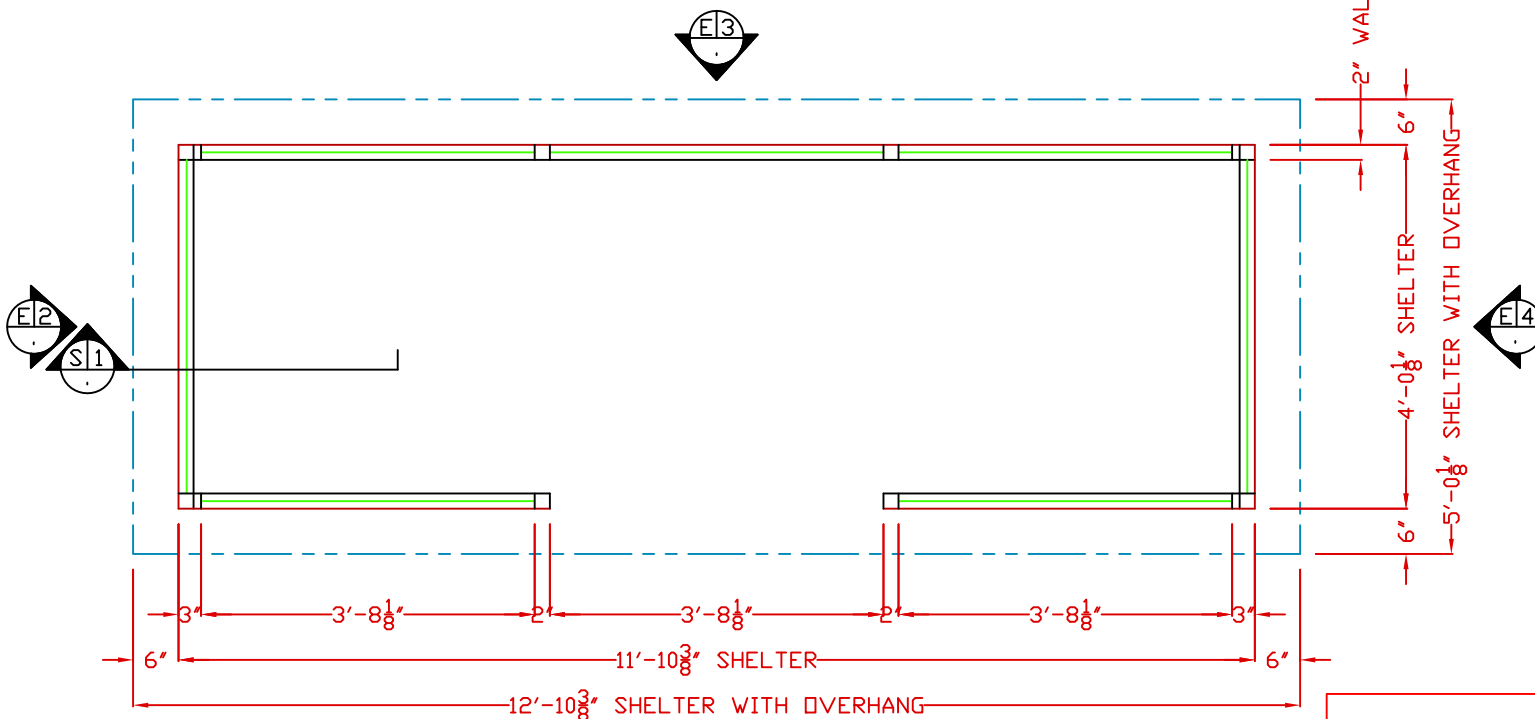


**S1 SECTION
NO SCALE**



SCALE BAR

NOTE: ELEVATIONS 1:2



E1 PLAN VIEW

1. ROOF TO BE FIBERGLASS.
2. KICK PANELS PAINTED COLOR OF CHOICE.
3. FRAMING CLIPS TO BE ANODIZED ALUMINUM.
4. STRUCTURAL UPRIGHTS AND CROSS MEMBERS TO BE CLEAR ANODIZED ALUMINUM WITH OPTION OF BRONZE OR BLACK.

* THIS SHELTER IS ERECTED ON SITE BY CUSTOMER.

NOTE: THIS PRINT AND DESIGN ARE THE PROPERTY OF PAR-KUT INTERNATIONAL, INC. IT MUST NOT BE REPRODUCED IN ANY MANNER, NOR SHALL IT BE SUBMITTED TO OUTSIDE PARTIES FOR EXAMINATION WITHOUT OUR CONSENT. IT SHALL BE USED ONLY AS A MEANS OF REFERENCE TO WORK DESIGNED AND FURNISHED BY PAR-KUT. PAR-KUT RESERVES THE RIGHT TO MAKE CHANGES TO DESIGN FOR ENGINEERING PURPOSES WITHOUT NOTICE. REVISIONS MAY NOT BE NOTED.

PAR-KUT INTERNATIONAL, INC.
 40961 Production Drive
 Harrison Twp, Mich.
 48045-1351
 PH. (586) 468-2947
 www.parkut.com

DWG# STS20 SHEET A-1

4' X 12' TRANSIT SHELTER
 MODEL STS124

GENERAL NOTES

PAINT COLOR:
 (PLEASE SPECIFY COLOR)

| | | |
|-----------|----------------------|-----------|
| PO# | DRAWN BY | REVISED |
| SCALE | DLT | 1-15-2009 |
| DATE | SIZE | QTY |
| 7-25-2000 | 4' X 12' | |
| CHK'D BY: | SALES REPRESENTATIVE | |